



PMC Fincorp Limited

Dated: 20/07/2015

To,
The Corporate Relationship Manager
Department of Corporate Services
BSE Ltd.
P. J. Towers, Dalal Street,
Mumbai-400001

BSE Scrip Code-534060

Sub: Submission of Quarterly Statement Showing Shareholding As on 30.06.2015.


Dear Sir,

We are enclosing herewith Statement Showing Shareholding As on 30th June, 2015 of the
Company.

This is to your record.

Thanking you,
Yours faithfully,

For PMC Fincorp Limited


Raj Kumar Modi
(Managing Director) *



Encls: as above

(Formerly PRITI MERCANTILE COMPANY LIMITED)


CIN : L27109UP1985PLC006998

Corporate Office : 15/76, Old Rajinder Nagar, IInd Floor, New Delhi-110060
Tel. : 011-42436846, 47,49, Fax : 011-25818446, E-mail : info@pmcfinance.in
Regd. Office : B-10, VIP Colony, Civil Lines, Rampur, U.P.-244901

Introductory sub-table (I)(a)

Name of the Company: PMC FINCORP LIMITED			
Scrip Code, Name of the scrip, class of security: P00066(UP) PMC FINCORP COMPANY LTD. EQUITY			
Quarter ended: 30/06/2015		534060 (BSE) PMC FINCORP LTD. EQUITY	
Partly paid-up shares:-	No. of partly paid-up shares	As a % of total no. of partly paid-up shares	As a % of total no. of shares of the company
Held by promoter/promoter group		N.A.	N.A.
Held by public		N.A.	N.A.
Total - D	0	N.A.	N.A.
Outstanding convertible securities:-	No. of outstanding securities	As a % of total no. of outstanding convertible securities	As a % of total no. of shares of the company, assuming full conversion of the convertible securities
Held by promoter/promoter group		N.A.	N.A.
Held by public		N.A.	N.A.
Total - E	0	N.A.	N.A.
Warrants:-	No. of warrants	As a % of total no. of warrants	As a % of total no. of shares of the company, assuming full conversion of warrants
Held by promoter/promoter group		N.A.	N.A.
Held by public		N.A.	N.A.
Total - F		N.A.	N.A.
Total paid-up capital of the company, assuming full conversion of warrants and convertible securities	243280600(243280600 Equity Shares of Rs. 1/- each)		100

For PMC FINCORP LIMITED



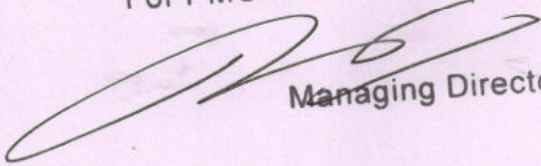
Managing Director

PMC FINCORP LIMITED
Managing Director

Statement Showing Shareholding Pattern

Category code	Category of Shareholder	Number of Shareholders	Table (I)(a)		Total shareholding as a percentage of total number of shares		Shares Pledged or otherwise encumbered	
			Total number of shares	Number of shares held in dematerialized form	As a percentage of (A+B) ¹	As a percentage of (A+B+C)	Number of shares	As a percentage
			(IV)	(V)	(VI)	(VII)	(VIII)	(IX) = (VIII)/(IV)*100
(I)	(II)	(III)	(IV)	(V)	(VI)	(VII)	(VIII)	(IX) = (VIII)/(IV)*100
(A)	Shareholding of Promoter and							
1	Indian							
(a)	Individuals/ Hindu Undivided Family	5	7314300	7314300	3.01	3.01		N.A.
(b)	Central Government/ State Government(s)							
(c)	Bodies Corporate	2	33068500	33068500	13.59	13.59		N.A.
(d)	Financial Institutions/ Banks							
(e)	Any Others(Specify)							
(e-i)								
(e-ii)								
	Sub Total(A)(1)	7	40382800	40382800	16.60	16.60		N.A.
2	Foreign							
a	Individuals (Non-Residents Individuals/ Foreign Individuals)							
b	Bodies Corporate							
c	Institutions							
d	Any Others(Specify)							
d-i								
d-ii								
	Sub Total(A)(2)	0	0	0	0.00	0.00		N.A.
	Total Shareholding of Promoter and	7	40382800	40382800	16.60	16.60		N.A.
(B)	Public shareholding							
1	Institutions							
(a)	Mutual Funds/ UTI							
(b)	Financial Institutions/ Banks							
(c)	Central Government/ State Government(s)							
(d)	Venture Capital Funds							
(e)	Insurance Companies							
(f)	Foreign Institutional Investors	1	10200	10200	0.00	0.00		N.A.
(g)	Foreign Venture Capital Investors							
(h)	Any Other (specify)							
(h-i)								
(h-ii)								
	Sub-Total (B)(1)	1	10200	10200	0.00	0.00		N.A.
B 2	Non-institutions							
(a)	Bodies Corporate	157	147390587	138830587	60.58	60.58		N.A.
(b)	Individuals							
I	Individuals -i. Individual shareholders holding nominal share capital up to Rs 1 lakh	4531	8997890	8028590	3.70	3.70		N.A.
II	ii. Individual shareholders holding nominal share capital in excess of Rs. 1 lakh.	77	40167436	38547436	16.51	16.51		N.A.
(c)	Nri	40	71746	71746	0.03	0.03		
(c-i)	Clearing Member	30	203641	203641	0.08	0.08		
(c-ii)	Clearing House	52	6056300	6056300	2.49	2.49		
(c-iii)	Trust							
	Sub-Total (B)(2)	4887	202887600	191738300	83.40	83.40		N.A.
(B)	Total Public Shareholding (B)= (B)(1)+(B)(2)	4888	202897800	191748500	83.40	83.40		N.A.

For PMC FINCORP LIMITED


Managing Director

	TOTAL (A)+(B)	4895	243280600	232131300	100.00	100.00		N.A.
(C)	Shares held by Custodians and against which Depository Receipts have been issued							
1	Promoter and Promoter Group							
2	Public							
	Sub-Total (C)	0	0	0	0	0	0	N.A.
	GRAND TOTAL (A)+(B)+(C)	4895	243280600	232131300	100.00	100.00	0	N.A.

For PMC FINCORP LIMITED


Managing Director

For PMC FINCORP LIMITED

Director

Sr.No	Notes
1	
2	
3	
4	
5	
6	
7	
8	
9	

For PMC FINCORP LIMITED



Managing Director


For PMC FINCORP LIMITED

Managing Director

(I)(b) Statement showing holding of securities (including shares, warrants, convertible securities) of persons belonging to the category "Promoter and Promoter Group"

Sr. No.	Name of the shareholder	Details of Shares held		Encumbered shares (*)			Details of warrants		Details of convertible securities		Total shares (including underlying shares assuming full conversion of warrants and convertible securities) as a % of diluted share capital
		Number of shares held	As a % of grand total (A)+(B)+(C)	No.	As a percentage	As a % of grand total (A)+(B)+(C) of sub-clause (I)(a)	Number of warrants held	As a % total number of warrants of the same class	Number of convertible securities held	As a % total number of convertible securities of the same class	
(i)	(ii)	(iii)	(iv)	(v)	(vi)=(v)/(iii)*100	(vii)	(viii)	(ix)	(x)	(xi)	(xii)
1	RRP MANAGEMENT SERVICES P LTD.	16815500	6.912		0.00	0.00		N.A.		N.A.	
2	PRABHAT MANAGEMENT SERVICES P LTD.	16253000	6.681		0.00	0.00		N.A.		N.A.	
3	REKHA MODI	4320000	1.776		0.00	0.00		N.A.		N.A.	
4	GOURI SHANKER MODI	1104300	0.454		0.00	0.00		N.A.		N.A.	
5	RAJ KUMAR MODI	810000	0.333		0.00	0.00		N.A.		N.A.	
6	PUSPA DEVI MODI	810000	0.333		0.00	0.00		N.A.		N.A.	
7	RAJ KUMAR MODI HUF	270000	0.111		0.00	0.00		N.A.		N.A.	
	Total	40382800	16.599	0	0.00	0.00	0	N.A.	0	N.A.	0

For PMC FINCORP LIMITED


Managing Director

(D)(c)(i) Statement showing holding of securities (including shares, warrants, convertible securities) of persons belonging to the category "Public" and holding more than 1% of the total number of shares		Details of warrant		Details of convertible securities		Total Shares (including underlying shares assuming full conversion of warrants and convertible securities) as a % of diluted share capital	
Sr. No.	Name of the shareholder	Number of shares	Shares as a percentage of total number of shares {i.e., Grand Total (A)+(B)+(C) indicated in Statement at para (1)(a) above}	Number of Warrants held	As a % total number of warrants of the same class	Number of convertible securities held	% w.r.t. total number of convertible securities of the same class
1	ECONOMY SUPPLIERS P LTD.	27132432	11.15		N.A.		N.A.
2	SEABIRD DISTRIBUTIORS P LTD.	19811355	8.14		N.A.		N.A.
3	SEABIRD VINCON P LTD.	17937763	7.37		N.A.		N.A.
4	SEABIRD RETAILS P LTD.	18948390	7.79		N.A.		N.A.
5	EMBASSY SALES P LTD.	15615845	6.42		N.A.		N.A.
6	FAMOUS INVESTMENT CONS P LTD.	12853308	5.28		N.A.		N.A.
7	ROLEX VINIMAY P LTD.	10407811	4.28		N.A.		N.A.
8	SHIVDARSHAN SALES P LTD.	8155289	3.35		N.A.		N.A.
9	RITU KAPUR	6159000	2.53		N.A.		N.A.
10	RAGHAV BAHL	5396463	2.22		N.A.		N.A.
11	SMC GLOBAL SEC L.TD.	5337194	2.19		N.A.		N.A.
12	DHIRENDRA KUMAR	4509095	1.85		N.A.		N.A.
TOTAL		152263945	62.59		N.A.		N.A.

For PMC FINCORP LIMITED


Managing Director

(1)(c)(ii) Statement showing holding of securities (including shares, warrants, convertible securities) of persons (together with PAC) belonging to the category "Public" and holding more than 5% of the total number of shares of the company

Sr. No.	Name(s) of the shareholder(s) and the Persons Acting in Concert (PAC) with them	Number of shares	Shares as a percentage of total number of shares [i.e., Grand Total (A)+(B)+(C) indicated in Statement at para (1)(a) above]	Details of warrants		Details of convertible securities		Total shares (including underlying shares assuming full conversion of warrants and convertible securities) as a % of diluted share capital
				Number of warrants	As a % total number of warrants of the same class	Number of convertible securities held	% w.r.t total number of convertible securities of the same class	
1	ECONOMY SUPPLIERS P LTD.	27132432	11.15		N.A.		N.A.	
2	SEABIRD DISTRIBUTORS P LTD.	19811355	8.14		N.A.		N.A.	
3	SEABIRD VINCON P LTD.	17937763	7.37		N.A.		N.A.	
4	SEABIRD RETAILS P LTD.	18948390	7.79		N.A.		N.A.	
5	EMBASSY SALES P LTD.	15615845	6.42		N.A.		N.A.	
6	FAMOUS INVESTMENT CONS P LT	12853308	5.28		N.A.		N.A.	
TOTAL		112299093	46.16		N.A.		N.A.	


For PMC FINCORP LIMITED


Managing Director

(I)(d) Statement showing details of locked-in shares

Sr. No.	Name of the shareholder	Number of locked-in shares	Locked-in shares as a percentage of total number of shares {i.e., Grand Total (A)+(B)+(C) indicated in Statement at para (I)(a) above}
1	RRP MANAGEMENT SERVICES PRIVATE LTD	1250000	0.51
2	PRABHAT MANAGEMENT SERVICES P LTD	1250000	0.51
TOTAL		2500000	1.03

For PMC FINCORP LIMITED



Managing Director

PMC FINCORP LIMITED

Managing Director


(II)(a) Statement showing details of Depository Receipts (DRs)

Sr. No.	Type of outstanding DR (ADRs, GDRs, SDRs, etc.)	Number of outstanding DRs	Number of shares underlying outstanding DRs	Shares underlying outstanding DRs as a percentage of total number of shares {i.e., Grand Total (A)+(B)+(C) indicated in Statement at para (I)(a) above}
1				0.00
2				0.00
3				0.00
4				0.00
5				0.00
6				0.00
7				0.00
8				0.00
9				0.00
TOTAL		0	0	0.00

For PMC FINCORP LIMITED

For PMC FINCORP LIMITED


Managing Director



(II)(b) Statement showing holding of Depository Receipts (DRs), where underlying shares held by "promoter/promoter group" are in excess of 1% of the total number of shares

Sr. No.	Name of the DR Holder	Type of outstanding DR (ADRs, GDRs, SDRs, etc.)	Number of shares underlying outstanding DRs	Shares underlying outstanding DRs as a percentage of total number of shares {i.e., Grand Total (A)+(B)+(C) indicated in Statement at para (I)(a) above}
1				0.00
2				0.00
3				0.00
4				0.00
5				0.00
6				0.00
7				0.00
8				0.00
9				0.00
TOTAL			0	0.00

For PMC FINCORP LIMITED



Managing Director