



**PMC Fincorp Limited**

Dated: 21/01/2015

To,  
The Secretary,  
**BSE Limited**  
25<sup>th</sup> Floor, P.J. Towers,  
Dalal Street, Mumbai-400001

**Ref:- Script Code 534060**

**Sub: Submission of Quarterly Statement Showing Shareholding As on 31.12.2014.**


Dear Sir,

We are enclosing herewith Statement Showing Shareholding As on 31<sup>st</sup> December, 2014 of the Company.

This is to your record.

Thanking you,  
Yours faithfully,

**For PMC Fincorp Limited**

  
**Raj Kumar Modi** \*  
(Managing Director)



Encls: as above

(Formerly PRITI MERCANTILE COMPANY LIMITED)

CIN : L27109UP1985PLC006998

Corporate Office : 15/76, Old Rajinder Nagar, IInd Floor, New Delhi-110060


Tel. : 011-42436846, 47,49, Fax : 011-25818446, E-mail : info@pmcfinance.in

Regd. Office : B-10, VIP Colony, Civil Lines, Rampur, U.P.-244901

## Introductory sub-table (I)(a)

|  |  |  |   |
|--|--|--|---|
| Name of the Company: PMC FINCORP LIMITED   |  |  |   |
| Scrip Code, Name of the scrip, class of security: P00066(UP) PMC FINCORP COMPANY LTD..EQUITY                 |  |  |   |
| Quarter ended: 31/12/2014  |  | 534060 (BSE) PMC FINCORP LIMITED                                 |   |
| <b>Partly paid-up shares:-</b>   | <b>No. of partly paid-up shares</b>                        | <b>As a % of total no. of partly paid-up shares</b>              | <b>As a % of total no. of shares of the company</b>   |
| Held by promoter/promoter group  |  | N.A.   | N.A.  |
| Held by public   |  | N.A.   | N.A.  |
| <b>Total - D</b>   | <b>0</b>   | <b>N.A.</b>  | <b>N.A.</b>   |
| <b>Outstanding convertible securities:-</b>  | <b>No. of outstanding securities</b>                       | <b>As a % of total no. of outstanding convertible securities</b> | <b>As a % of total no. of shares of the company, assuming full conversion of the convertible securities</b> |
| Held by promoter/promoter group  |  | N.A.   | N.A.  |
| Held by public   |  | N.A.   | N.A.  |
| <b>Total - E</b>   | <b>0</b>   | <b>N.A.</b>  | <b>N.A.</b>   |
| <b>Warrants:-</b>  | <b>No. of warrants</b>                                     | <b>As a % of total no. of warrants</b>                           | <b>As a % of total no. of shares of the company, assuming full conversion of warrants</b>                   |
| Held by promoter/promoter group  |  | N.A.   | N.A.  |
| Held by public   |  | N.A.   | N.A.  |
| <b>Total - F</b>   |  | <b>N.A.</b>  | <b>N.A.</b>   |
| <b>Total paid-up capital of the company, assuming full conversion of warrants and convertible securities</b> | <b>243280600 (243280600 Equity Shares of Rs. 1/- each)</b> |  | <b>100</b>  |

For PMC FINCORP LIMITED


  
Managing Director

| Statement Showing Shareholding Pattern |   |                        |                        |  |  |                            |  |                        |
|--|---|------------------------|------------------------|--|--|----------------------------|--|------------------------|
| Category code                          | Category of Shareholder   | Number of Shareholders | Table (I)(a)           |  | Total shareholding as a percentage of total number of shares |                            | Shares Pledged or otherwise encumbered |                        |
|  |   |                        | Total number of shares | Number of shares held in dematerialized form | As a percentage of (A+B) <sup>1</sup>                        | As a percentage of (A+B+C) | Number of shares                       | As a percentage        |
|  |   |                        | (IV)                   | (V)  | (VI)   | (VII)                      | (VIII)                                 | (IX) = (VIII)/(IV)*100 |
| (A)                                    | <b>Shareholding of Promoter and</b>   |                        |                        |  |  |                            |  |                        |
| 1                                      | <b>Indian</b>   |                        |                        |  |  |                            |  |                        |
| (a)                                    | Individuals/ Hindu Undivided Family   | 5                      | 7314300                | 7314300                                      | 3.01   | 3.01                       |  | N.A.                   |
| (b)                                    | Central Government/ State Government(s)   |                        |                        |  |  |                            |  |                        |
| (c)                                    | Bodies Corporate  | 2                      | 33068500               | 33068500                                     | 13.59  | 13.59                      |  | N.A.                   |
| (d)                                    | Financial Institutions/ Banks   |                        |                        |  |  |                            |  |                        |
| (e)                                    | Any Others(Specify)   |                        |                        |  |  |                            |  |                        |
| (e-i)                                  |   |                        |                        |  |  |                            |  |                        |
| (e-ii)                                 |   |                        |                        |  |  |                            |  |                        |
|  | <b>Sub Total(A)(1)</b>  | 7                      | 40382800               | 40382800                                     | 16.60  | 16.60                      |  | N.A.                   |
| 2                                      | <b>Foreign</b>  |                        |                        |  |  |                            |  |                        |
| a                                      | Individuals (Non-Residents Individuals/ Foreign Individuals)                          |                        |                        |  |  |                            |  |                        |
| b                                      | Bodies Corporate  |                        |                        |  |  |                            |  |                        |
| c                                      | Institutions  |                        |                        |  |  |                            |  |                        |
| d                                      | Any Others(Specify)   |                        |                        |  |  |                            |  |                        |
| d-i                                    |   |                        |                        |  |  |                            |  |                        |
| d-ii                                   |   |                        |                        |  |  |                            |  |                        |
|  | <b>Sub Total(A)(2)</b>  | 0                      | 0                      | 0  | 0.00   | 0.00                       |  | N.A.                   |
|  | <b>Total Shareholding of Promoter and</b>   | 7                      | 40382800               | 40382800                                     | 16.60  | 16.60                      |  | N.A.                   |
| (B)                                    | <b>Public shareholding</b>  |                        |                        |  |  |                            |  |                        |
| 1                                      | <b>Institutions</b>   |                        |                        |  |  |                            |  |                        |
| (a)                                    | Mutual Funds/ UTI   |                        |                        |  |  |                            |  |                        |
| (b)                                    | Financial Institutions/ Banks   |                        |                        |  |  |                            |  |                        |
| (c)                                    | Central Government/ State Government(s)   |                        |                        |  |  |                            |  |                        |
| (d)                                    | Venture Capital Funds   |                        |                        |  |  |                            |  |                        |
| (e)                                    | Insurance Companies   |                        |                        |  |  |                            |  |                        |
| (f)                                    | Foreign Institutional Investors   | 13                     | 461481                 | 461481                                       | 0.19   | 0.19                       |  | N.A.                   |
| (g)                                    | Foreign Venture Capital Investors   |                        |                        |  |  |                            |  |                        |
| (h)                                    | Any Other (specify)   |                        |                        |  |  |                            |  |                        |
| (h-i)                                  |   |                        |                        |  |  |                            |  |                        |
| (h-ii)                                 |   |                        |                        |  |  |                            |  |                        |
|  | <b>Sub-Total (B)(1)</b>   | 13                     | 461481                 | 461481                                       | 0.19   | 0.19                       |  | N.A.                   |
| B 2                                    | <b>Non-institutions</b>   |                        |                        |  |  |                            |  |                        |
| (a)                                    | Bodies Corporate  | 100                    | 145584552              | 134334552                                    | 59.84  | 59.84                      |  | N.A.                   |
| (b)                                    | Individuals   |                        |                        |  |  |                            |  |                        |
| I                                      | Individuals -i. Individual shareholders holding nominal share capital up to Rs 1 lakh | 1025                   | 9797585                | 8828285                                      | 4.03   | 4.03                       |  | N.A.                   |
| II                                     | ii. Individual shareholders holding nominal share capital in excess of Rs. 1 lakh.    | 83                     | 42031711               | 40411711                                     | 17.28  | 17.28                      |  | N.A.                   |
| (c)                                    | Nri   | 2                      | 60                     | 60   |  |                            |  |                        |
| (c-i)                                  | Clearing Member   | 5                      | 22185                  | 22185  | 0.01   | 0.01                       |  |                        |
| (c-ii)                                 | Clearing House  | 29                     | 5000226                | 5000226                                      | 2.06   | 2.06                       |  |                        |
| (c-iii)                                | Trust   |                        |                        |  |  |                            |  |                        |
|  | <b>Sub-Total (B)(2)</b>   | 1244                   | 202436319              | 188597019                                    | 83.21  | 83.21                      |  | N.A.                   |
| (B)                                    | <b>Total Public Shareholding (B)= (B)(1)+(B)(2)</b>                                   | 1257                   | 202897800              | 189058500                                    | 83.40  | 83.40                      |  | N.A.                   |

For PMC FINCORP LIMITED

Managing Director

|     |  |      |           |           |        |        |   |      |
|-----|--|------|-----------|-----------|--------|--------|---|------|
|     | TOTAL (A)+(B)  | 1264 | 243280600 | 229441300 | 100.00 | 100.00 |   | N.A. |
| (C) | Shares held by Custodians and against which Depository Receipts have been issued |      |           |           |        |        |   |      |
| 1   | Promoter and Promoter Group  |      |           |           |        |        |   |      |
| 2   | Public   |      |           |           |        |        |   |      |
|     | Sub-Total (C)  | 0    | 0         | 0         | 0      | 0      | 0 | N.A. |
|     | GRAND TOTAL (A)+(B)+(C)  | 1264 | 243280600 | 229441300 | 100.00 | 100.00 | 0 | N.A. |

For PMC FINCORP LIMITED

  
Managing Director

| Sr.No | Notes |
|-------|-------|
| 1     |       |
| 2     |       |
| 3     |       |
| 4     |       |
| 5     |       |
| 6     |       |
| 7     |       |
| 8     |       |
| 9     |       |

For PMC FINCORP LIMITED




Managing Director

(1)(b) Statement showing holding of securities (including shares, warrants, convertible securities) of persons belonging to the category "Promoter and Promoter Group"

| Sr. No. | Name of the shareholder            | Details of Shares held |                                   | Encumbered shares (*) |                    | Details of warrants                                    |                         | Details of convertible securities                 |                                       | Total shares (including underlying shares assuming full conversion of warrants and convertible securities) as a % of diluted share capital |
|---------|------------------------------------|------------------------|-----------------------------------|-----------------------|--------------------|--|-------------------------|---|---------------------------------------|--|
|         |                                    | Number of shares held  | As a % of grand total (A)+(B)+(C) | No.                   | As a percentage    | As a % of grand total (A)+(B)+(C) of sub-clause (1)(a) | Number of warrants held | As a % total number of warrants of the same class | Number of convertible securities held |  |
| (i)     | (ii)                               | (iii)                  | (iv)                              | (v)                   | (vi)=(v)/(iii)*100 | (vii)  | (viii)                  | (ix)  | (x)                                   | (xi)   |
| 1       | RRP MANAGEMENT SERVICES P LTD.     | 16815500               | 6.912                             |                       | 0.00               | 0.00   |                         | N.A.  |                                       | N.A.   |
| 2       | PRABHAT MANAGEMENT SERVICES P LTD. | 16253000               | 6.681                             |                       | 0.00               | 0.00   |                         | N.A.  |                                       | N.A.   |
| 3       | REKHA MODI                         | 4320000                | 1.776                             |                       | 0.00               | 0.00   |                         | N.A.  |                                       | N.A.   |
| 4       | GOURI SHANKER MODI                 | 1104300                | 0.454                             |                       | 0.00               | 0.00   |                         | N.A.  |                                       | N.A.   |
| 5       | RAJ KUMAR MODI                     | 810000                 | 0.333                             |                       | 0.00               | 0.00   |                         | N.A.  |                                       | N.A.   |
| 6       | PUSPA DEVI MODI                    | 810000                 | 0.333                             |                       | 0.00               | 0.00   |                         | N.A.  |                                       | N.A.   |
| 7       | RAJ KUMAR MODI HUF                 | 270000                 | 0.111                             |                       | 0.00               | 0.00   |                         | N.A.  |                                       | N.A.   |
|         | Total                              | 40382800               | 16.599                            | 0                     | 0.00               | 0.00   | 0                       | N.A.  | 0                                     | N.A.   |

For PMC FINCORP LIMITED

  
Managing Director

| (I)(c)(i) Statement showing holding of securities (including shares, warrants, convertible securities) of persons belonging to the category "Public" and holding more than 1% of the total number of shares |                               | Details of warrant      |  | Total Shares (including underlying shares assuming full conversion of warrants and convertible securities) as a % of diluted share capital |
|---|-------------------------------|-------------------------|--|--|
| Sr. No.   | Name of the shareholder       | Number of shares        | Shares as a percentage of total number of shares {i.e., Grand Total (A)+(B)+(C) indicated in Statement at para (I)(a) above} |  |
|   |                               | Number of Warrants held | As a % total number of warrants of the same class  | Number of convertible securities held  |
|   |                               |                         |  | % w.r.t. total convertible securities of the same class  |
| 1   | ECONOMY SUPPLIERS P.LTD.      | 25489280                | 10.48  | N.A.   |
| 2   | SEABIRD DISTRIBUTIORS P.LTD.  | 19537860                | 8.03   | N.A.   |
| 3   | SEABIRD VINCON P.LTD.         | 18893663                | 7.77   | N.A.   |
| 4   | SEABIRD RETAIL'S P.LTD.       | 18785020                | 7.72   | N.A.   |
| 5   | EMBASSY SALES P.LTD.          | 14118630                | 5.80   | N.A.   |
| 6   | FAMOUS INVESTMENT CONS P.LTD. | 12589107                | 5.17   | N.A.   |
| 7   | ROLEX VINIMAY P.LTD.          | 10291863                | 4.23   | N.A.   |
| 8   | SHIVDARSHAN SALES P.LTD.      | 8037746                 | 3.30   | N.A.   |
| 9   | RITU KAPUR                    | 6159000                 | 2.53   | N.A.   |
| 10  | RAGHAV BAHL                   | 5712756                 | 2.35   | N.A.   |
| 11  | SMC GLOBAL SEC.LTD.           | 5228179                 | 2.15   | N.A.   |
| 12  | DHIRENDRA KUMAR               | 4509095                 | 1.85   | N.A.   |
| 13  | FAIRWEALTH SECURITIES LTD.    | 3105000                 | 1.28   | N.A.   |
| <b>TOTAL</b>  |                               | <b>152457199</b>        | <b>62.67</b>   | <b>N.A.</b>  |


For PMC FINCORP LIMITED

Managing Director

(I)(c)(ii) Statement showing holding of securities (including shares, warrants, convertible securities) of persons (together with PAC) belonging to the category "Public" and holding more than 5% of the total number of shares of the company

| Sr. No.      | Name(s) of the shareholder(s) and the Persons Acting in Concert (PAC) with them | Number of shares | Shares as a percentage of total number of shares {i.e., Grand Total (A)+(B)+(C) indicated in Statement at para (I)(a) above} | Details of warrants |   | Details of convertible securities     |  | Total shares (including underlying shares assuming full conversion of warrants and convertible securities) as a % of diluted share capital |
|--------------|---|------------------|--|---------------------|---|---------------------------------------|--|--|
|              |   |                  |  | Number of warrants  | As a % total number of warrants of the same class | Number of convertible securities held | % w.r.t total number of convertible securities of the same class |  |
| 1            | ECONOMY SUPPLIERS P LTD.  | 25489280         | 10.48  |                     | N.A.  |                                       | N.A.   |  |
| 2            | SEABIRD DISTRIBUTIORS P LTD.  | 19537860         | 8.03   |                     | N.A.  |                                       | N.A.   |  |
| 3            | SEABIRD VINCON P LTD.   | 18893663         | 7.77   |                     | N.A.  |                                       | N.A.   |  |
| 4            | SEABIRD RETAILS P LTD.  | 18785020         | 7.72   |                     | N.A.  |                                       | N.A.   |  |
| 5            | EMBASSY SALES P LTD.  | 14118630         | 5.80   |                     | N.A.  |                                       | N.A.   |  |
| 6            | FAMOUS INVESTMENT CONS P LT   | 12589107         | 5.17   |                     | N.A.  |                                       | N.A.   |  |
| <b>TOTAL</b> |   | <b>109413560</b> | <b>44.97</b>   |                     | N.A.  |                                       | N.A.   |  |

For PMC FINCORP LIMITED


  
Managing Director



(I)(d) Statement showing details of locked-in shares

| Sr. No.      | Name of the shareholder             | Number of locked-in shares | Locked-in shares as a percentage of total number of shares {i.e., Grand Total (A)+(B)+(C) indicated in Statement at para (I)(a) above} |
|--------------|-------------------------------------|----------------------------|--|
| 1            | RRP MANAGEMENT SERVICES PRIVATE LTD | 15565500                   | 6.40   |
| 2            | PRABHAT MANAGEMENT SERVICES P LTD   | 15003000                   | 6.17   |
| 3            | RRP MANAGEMENT SERVICES PRIVATE LTD | 1250000                    | 0.51   |
| 4            | PRABHAT MANAGEMENT SERVICES P LTD   | 1250000                    | 0.51   |
|              |                                     |                            |  |
|              |                                     |                            |  |
|              |                                     |                            |  |
| <b>TOTAL</b> |                                     | <b>33068500</b>            | <b>13.59</b>   |

For PMC FINCORP LIMITED




Director

(II)(a) Statement showing details of Depository Receipts (DRs)

| Sr. No.      | Type of outstanding DR<br>(ADRs, GDRs, SDRs, etc.) | Number of outstanding<br>DRs | Number of shares<br>underlying outstanding DRs | Shares underlying outstanding DRs as a<br>percentage of total number of shares<br>{i.e., Grand Total (A)+(B)+(C) indicated<br>in Statement at para (I)(a) above} |
|--------------|--|------------------------------|--|--|
| 1            |  |                              |  | 0.00   |
| 2            |  |                              |  | 0.00   |
| 3            |  |                              |  | 0.00   |
| 4            |  |                              |  | 0.00   |
| 5            |  |                              |  | 0.00   |
| 6            |  |                              |  | 0.00   |
| 7            |  |                              |  | 0.00   |
| 8            |  |                              |  | 0.00   |
| 9            |  |                              |  | 0.00   |
|              |  |                              |  |  |
|              |  |                              |  |  |
| <b>TOTAL</b> |  | <b>0</b>                     | <b>0</b>                                       | <b>0.00</b>  |


For PMC FINCORP LIMITED

  
Managing Director

(II)(b) Statement showing holding of Depository Receipts (DRs), where underlying shares held by "promoter/promoter group" are in excess of 1% of the total number of shares

| Sr. No.      | Name of the DR Holder | Type of outstanding DR (ADRs, GDRs, SDRs, etc.) | Number of shares underlying outstanding DRs | Shares underlying outstanding DRs as a percentage of total number of shares (i.e., Grand Total (A)+(B)+(C) indicated in Statement at para (I)(a) above) |
|--------------|-----------------------|---|---|---|
| 1            |                       |   |   | 0.00  |
| 2            |                       |   |   | 0.00  |
| 3            |                       |   |   | 0.00  |
| 4            |                       |   |   | 0.00  |
| 5            |                       |   |   | 0.00  |
| 6            |                       |   |   | 0.00  |
| 7            |                       |   |   | 0.00  |
| 8            |                       |   |   | 0.00  |
| 9            |                       |   |   | 0.00  |
|              |                       |   |   |   |
|              |                       |   |   |   |
| <b>TOTAL</b> |                       |   | <b>0</b>                                    | <b>0.00</b>   |

For PMC FINCORP LIMITED



Managing Director